

FedTransaction® Analyzer

Sample Preformatted Reports

1) Instructions Tab from Excel Download


2) Data Reports

- ✓ 2a) User-specified sort order for over 30 columns of data – no sample shown
- ✓ 2b) Payment Amount sort order
- ✓ 2c) Sender ABA sort order
- ✓ 2d) Beneficiary Name sort order
- ✓ 2e) Special Items sort: includes only Transaction Type Payment Code of “COV” or Payment Type “10” or “16” and Payment Subtype “02” or “08”

3) Management Dashboard Reports


- ✓ 3a) Organization Dashboard: Distribution Over Time, Top Transactions by Value and Volume, Average Transactions, Top Percentiles, Transactions by Business Function and Outliers.
- ✓ 3b) Customer Dashboard: Same data as for Organization Dashboard but for one selected customer only
- ✓ 3c) Customer Activity Report: Originated and Received Transactions by customer name within a date range

1) Instructions Tab from Excel Download

	A	B	C	D	E	F	G	H	I
1	FedTransaction Analyzer[®] Service								
2	Worksheet Recap		ABA #	051400549		Create Data Reports: <input type="text"/> Create Management Reports: <input type="text"/>			
3			Institution Name	Example Bank					
4									
5					(Reports are available in Excel [®] version 2007 or later)				
6									
7			Search Criteria			Advanced Search			
8			Date Range	From: 01/01/2014	To: 05/31/2015	Sender ABA	N/A		
9			Transaction Value Range	From: N/A	To: N/A	Receiver ABA	N/A		
10			User	John Smith		IMAD Number	N/A		
11			Submission Date	Today					
12			Number of Entries	66					
13									
14	Create Preformatted Reports		To create the preformatted reports please enable the macros by clicking Options on the Message Bar (a security dialog box opens). Once macros are enabled use the drop-down buttons above to select the desired report. (See below for a description of the available reports.) The selected report will then be automatically generated. Depending on the number of transactions and computer speed it may take several minutes to generate the worksheets.						
15									
16									
17	Data Reports		User_Specified_Report	Data is sorted by the criteria the user specifies.					
18			Payment_Amount	Data is sorted by "Payment Amount" column AC in descending order.					
19			Sender_ABA	Data is sorted by "Sender ABA" column F in ascending order.					
20			Beneficiary_Name	Data is sorted by "Beneficiary Name" column D in ascending order. (Placement of data fields is different as compared to the other tabs)					
21			Special_Items	Only payments with "= COV" in Column E (Transaction Type Payment Code) or a Payment Type (Column B) of "10" or "16" and Payment Sub Type (Column C) of "02" or "08" are included. (This worksheet contains only a subset of the total entries)					
22									
23	Management Reports		User_Specified_Report	Data is sorted by the criteria the user specifies.					
24			Organization_Dashboard	Distribution Over Time, Top Transactions by Value and Volume, Average Transactions, Top Percentiles, Transactions by Business Function and Outliers.					
25			Customer_Dashboard	Same as Dashboard but for one selected customer only. (This report does not combine wire activity when names do not match exactly)					
26			Customer_Activity	Originated and Received Transactions by Customer within date range. (This report does not combine wire activity when names do not match exactly)					
27									
28	Disclaimer		The reports generated by this service contain post-processing information from actual Fedwire [®] Funds Service transactions and should be handled accordingly by your institution. Your use of this service is subject to the terms and conditions in the appendix to Operating Circular 1 that relates to this service.						
29									
30	"FedTransaction Analyzer" and "Fedwire" are registered service marks of the Federal Reserve Banks. A complete list of marks owned by the Federal Reserve Banks is available at FRBservices.org. "Excel" is a registered trademark or trademark of Microsoft Corporation in the U.S. and/or other countries. For questions please call the Customer Contact Center at (888) 333-7010. For feedback and suggestions please email us at FedTransactionAnalyzer@chi.frb.org.								

2a) *User-specified Report*: over 30 columns of data in sort order specified by user – no sample shown

2b) Data Report: *Payment Amount Sort Order*

Search Criteria				Advanced Search								
Date Range	From: 01/01/2014 To: 05/31/2015			Sender ABA	N/A							
Transaction Value Range	From: N/A To: N/A			Receiver ABA	N/A							
User	John Smith			IMAD Number	N/A							
Submission Date	Today											
Number of Entries	66											

Payment	Payment Type	Payment Sub Type	Business Function	Transaction Type	Sender ABA	Sender Name	Receiver ABA	Receiver ABA Name	Payment Amount	Payment Date	Payment Identifier
FEDWIRE	10	02	CTR	NA	77777777	Institution 7	77777777	Institution 7	\$3,966,056.50	20140811	IMAD #1
FEDWIRE	10	00	CTR	NA	00000000	Institution 0	33333333	Institution 3	\$1,664,296.00	20140120	IMAD #2
FEDWIRE	10	00	CTR	NA	99999999	Institution 9	88888888	Institution 8	\$814,940.39	20150508	IMAD #3
FEDWIRE	10	08	BTR	NA	11111111	Institution 1	44444444	Institution 4	\$763,556.20	20141117	IMAD #4
FEDWIRE	10	00	CTR	NA	77777777	Institution 7	99999999	Institution 9	\$752,480.96	20140423	IMAD #5
FEDWIRE	10	00	CTR	NA	33333333	Institution 3	77777777	Institution 7	\$625,722.74	20140423	IMAD #6
FEDWIRE	10	00	CTR	NA	66666666	Institution 6	77777777	Institution 7	\$402,828.34	20150408	IMAD #7
FEDWIRE	10	00	CTR	NA	00000000	Institution 0	22222222	Institution 2	\$250,000.00	20140521	IMAD #8
FEDWIRE	10	00	BTR	NA	88888888	Institution 8	66666666	Institution 6	\$204,260.89	20140115	IMAD #9
FEDWIRE	16	00	BTR	NA	55555555	Institution 5	11111111	Institution 1	\$136,349.61	20150219	IMAD #10
FEDWIRE	16	00	BTR	NA	88888888	Institution 8	66666666	Institution 6	\$118,401.51	20140108	IMAD #11
FEDWIRE	10	00	CTR	NA	22222222	Institution 2	66666666	Institution 6	\$115,195.26	20150218	IMAD #12
FEDWIRE	10	00	CTR	NA	44444444	Institution 4	66666666	Institution 6	\$97,553.52	20140709	IMAD #13
FEDWIRE	10	02	CTR	NA	00000000	Institution 0	33333333	Institution 3	\$88,541.10	20141219	IMAD #14
FEDWIRE	10	00	BTR	NA	88888888	Institution 8	33333333	Institution 3	\$57,000.00	20150122	IMAD #15
FEDWIRE	10	32	DRW	NA	99999999	Institution 9	88888888	Institution 8	\$51,050.51	20140224	IMAD #16
FEDWIRE	16	32	DRW	NA	77777777	Institution 7	33333333	Institution 3	\$50,000.00	20150520	IMAD #17
FEDWIRE	10	02	BTR	NA	99999999	Institution 9	55555555	Institution 5	\$50,000.00	20140115	IMAD #18

2c) Data Report: *Sender ABA Sort Order*

Search Criteria				Advanced Search				
Date Range	From: 01/01/2014	To: 05/31/2015	Sender ABA	N/A	Receiver ABA	N/A	IMAD Number	N/A
Transaction Value Range	From: N/A	To: N/A	Receiver ABA	N/A	IMAD Number	N/A		
User	John Smith		IMAD Number	N/A				
Submission Date	Today							
Number of Entries	66							

Payment	Payment Type	Payment Sub Type	Business Function Payment Code	Transaction Type Payment Code	Sender ABA	Sender Name	Receiver ABA	Receiver ABA Name	Payment Amount	Payment Date	Payment Identifier
FEDWIRE	10	00	CTR	NA	000000000	Institution 0	333333333	Institution 3	\$1,664,296.00	20140120	IMAD #1
FEDWIRE	10	00	CTR	NA	000000000	Institution 0	222222222	Institution 2	\$250,000.00	20140521	IMAD #2
FEDWIRE	10	02	CTR	NA	000000000	Institution 0	333333333	Institution 3	\$88,541.10	20141219	IMAD #3
FEDWIRE	10	00	CTR	NA	000000000	Institution 0	666666666	Institution 6	\$20,000.00	20140606	IMAD #4
FEDWIRE	10	00	CTR	NA	000000000	Institution 0	444444444	Institution 4	\$6,440.00	20141112	IMAD #5
FEDWIRE	16	00	BTR	NA	000000000	Institution 0	777777777	Institution 7	\$5,863.82	20140213	IMAD #6
FEDWIRE	10	00	CTR	NA	000000000	Institution 0	222222222	Institution 2	\$5,000.00	20140326	IMAD #7
FEDWIRE	10	00	CTR	NA	000000000	Institution 0	000000000	Institution 0	\$400.00	20140217	IMAD #8
FEDWIRE	10	08	BTR	NA	111111111	Institution 1	444444444	Institution 4	\$763,556.20	20141117	IMAD #9
FEDWIRE	10	00	CTR	NA	111111111	Institution 1	777777777	Institution 7	\$20,000.00	20140702	IMAD #10
FEDWIRE	10	00	CTR	NA	111111111	Institution 1	333333333	Institution 3	\$14,000.00	20140627	IMAD #11
FEDWIRE	10	00	BTR	NA	111111111	Institution 1	666666666	Institution 6	\$6,800.00	20140214	IMAD #12
FEDWIRE	10	00	CTR	NA	111111111	Institution 1	555555555	Institution 5	\$5,500.00	20150421	IMAD #13
FEDWIRE	10	32	DRW	NA	111111111	Institution 1	777777777	Institution 7	\$4,935.87	20141009	IMAD #14
FEDWIRE	10	00	CTR	NA	111111111	Institution 1	111111111	Institution 1	\$3,530.00	20140409	IMAD #15
FEDWIRE	10	00	BTR	NA	111111111	Institution 1	000000000	Institution 0	\$2,000.00	20140327	IMAD #16
FEDWIRE	10	00	CTR	NA	111111111	Institution 1	777777777	Institution 7	\$493.00	20150115	IMAD #17
FEDWIRE	10	00	CTR	NA	222222222	Institution 2	666666666	Institution 6	\$115,195.26	20150218	IMAD #18
FEDWIRE	10	00	CTR	NA	222222222	Institution 2	999999999	Institution 9	\$10,000.00	20150128	IMAD #19
FEDWIRE	10	00	CTR	NA	222222222	Institution 2	000000000	Institution 0	\$4,000.00	20140818	IMAD #20
FEDWIRE	10	00	CTR	NA	333333333	Institution 3	777777777	Institution 7	\$625,722.74	20140423	IMAD #21

2d) Data Report: *Beneficiary Name Sort Order*

Search Criteria

Date Range From: 01/01/2014 To: 05/31/2015
 Transaction Value Range From: N/A To: N/A
 User John Smith
 Submission Date Today
 Number of Entries 66



Column order
changed

Payment	Payment Amount	Payment Date	Beneficiary Name	Payment Type	Payment Sub Type	Business Function Payment Code	Transaction Type Payment Code	Sender ABA	Sender Name	Receiver ABA	Receiver ABA Name	Beneficiary's FI Code	Payment Identifier
FEDWIRE	\$752,480.96	20140423	123 Company	10	00	CTR	NA	77777777	Institution 7	99999999	Institution 9		IMAD #35
FEDWIRE	\$136,349.61	20150219	123 Company	16	00	BTR	NA	55555555	Institution 5	11111111	Institution 1		IMAD #49
FEDWIRE	\$50,000.00	20140115	123 Company	10	02	BTR	NA	99999999	Institution 9	55555555	Institution 5		IMAD #28
FEDWIRE	\$25,000.00	20141107	123 Company	10	00	CTR	NA	44444444	Institution 4	44444444	Institution 4	D	IMAD #7
FEDWIRE	\$19,000.00	20140317	123 Company	10	00	CTR	NA	44444444	Institution 4	77777777	Institution 7	F	IMAD #56
FEDWIRE	\$5,000.00	20140326	123 Company	10	00	CTR	NA	00000000	Institution 0	22222222	Institution 2	F	IMAD #14
FEDWIRE	\$3,317.20	20140613	123 Company	10	00	CTR	NA	77777777	Institution 7	44444444	Institution 4	F	IMAD #42
FEDWIRE	\$2,000.00	20140327	123 Company	10	00	BTR	NA	11111111	Institution 1	00000000	Institution 0		IMAD #21
FEDWIRE	\$1,984.00	20140304	123 Company	16	00	BTR	NA	66666666	Institution 6	11111111	Institution 1		IMAD #63
FEDWIRE	\$115,195.26	20150218	ABC Bank	10	00	CTR	NA	22222222	Institution 2	66666666	Institution 6	F	IMAD #3
FEDWIRE	\$57,000.00	20150122	ABC Bank	10	00	BTR	NA	88888888	Institution 8	33333333	Institution 3		IMAD #38
FEDWIRE	\$30,004.58	20140808	ABC Bank	10	00	CTR	NA	66666666	Institution 6	55555555	Institution 5		IMAD #52
FEDWIRE	\$14,000.00	20140627	ABC Bank	10	00	CTR	NA	11111111	Institution 1	33333333	Institution 3		IMAD #10
FEDWIRE	\$6,800.00	20140214	ABC Bank	10	00	BTR	NA	11111111	Institution 1	66666666	Institution 6	D	IMAD #59
FEDWIRE	\$3,970.00	20150128	ABC Bank	10	00	CTR	NA	44444444	Institution 4	77777777	Institution 7	F	IMAD #17
FEDWIRE	\$3,143.00	20150428	ABC Bank	10	00	BTR	NA	55555555	Institution 5	66666666	Institution 6	D	IMAD #31
FEDWIRE	\$760.17	20140122	ABC Bank	10	02	CTR	NA	77777777	Institution 7	55555555	Institution 5	F	IMAD #64
FEDWIRE	\$500.00	20140723	ABC Bank	10	00	CTR	NA	77777777	Institution 7	11111111	Institution 1	F	IMAD #24
FEDWIRE	\$493.00	20150115	ABC Bank	10	00	CTR	NA	11111111	Institution 1	77777777	Institution 7		IMAD #45
FEDWIRE	\$814,940.39	20150508	Jane Doe	10	00	CTR	NA	99999999	Institution 9	88888888	Institution 8		IMAD #48
FEDWIRE	\$763,556.20	20141117	Jane Doe	10	08	BTR	NA	11111111	Institution 1	44444444	Institution 4		IMAD #34
FEDWIRE	\$625,722.74	20140423	Jane Doe	10	00	CTR	NA	33333333	Institution 3	77777777	Institution 7	D	IMAD #27
FEDWIRE	\$50,000.00	20150520	Jane Doe	16	32	DRW	NA	77777777	Institution 7	33333333	Institution 3		IMAD #6
FEDWIRE	\$20,000.00	20140702	Jane Doe	10	00	CTR	NA	11111111	Institution 1	77777777	Institution 7		IMAD #55
FEDWIRE	\$5,500.00	20150421	Jane Doe	10	00	CTR	NA	11111111	Institution 1	55555555	Institution 5		IMAD #13
FEDWIRE	\$3,520.00	20150130	Jane Doe	10	07	SVC	NA	33333333	Institution 3	00000000	Institution 0		IMAD #41
FEDWIRE	\$3,220.00	20140128	Jane Doe	10	00	CTR	NA	77777777	Institution 7	33333333	Institution 3	D	IMAD #62

2e) Data Report: *Special Items Sort*

<u>Search Criteria</u>				<u>Advanced Search</u>							
Date Range	From: 01/01/2014	To: 05/31/2015		Sender ABA	N/A						
Transaction Value Range	From: N/A	To: N/A		Receiver ABA	N/A						
User	John Smith			IMAD Number	N/A						
Submission Date	Today										
Number of Entries	10										

Payment	Payment Type	Payment Sub Type	Business Function Payment Code	Transaction Type Payment Code	Sender ABA	Sender Name	Receiver ABA	Receiver ABA Name	Payment Amount	Payment Date	Payment Identifier
FEDWIRE	10	02	CTR	NA	888888888	Institution 8	999999999	Institution 9	\$1,500.00	20141107	IMAD #22
FEDWIRE	10	02	CTR	NA	777777777	Institution 7	777777777	Institution 7	\$3,966,056.50	20140811	IMAD #26
FEDWIRE	10	02	BTR	NA	999999999	Institution 9	555555555	Institution 5	\$50,000.00	20140115	IMAD #28
FEDWIRE	10	02	CTR	COV	888888888	Institution 8	777777777	Institution 7	\$9,565.13	20141212	IMAD #30
FEDWIRE	10	02	CTR	NA	666666666	Institution 6	999999999	Institution 9	\$1,000.00	20140217	IMAD #33
FEDWIRE	10	08	BTR	NA	111111111	Institution 1	444444444	Institution 4	\$763,556.20	20141117	IMAD #34
FEDWIRE	10	02	CTR	NA	000000000	Institution 0	333333333	Institution 3	\$88,541.10	20141219	IMAD #37
FEDWIRE	10	02	CTR	NA	333333333	Institution 3	222222222	Institution 2	\$6,063.16	20150223	IMAD #61
FEDWIRE	10	02	CTR	COV	777777777	Institution 7	555555555	Institution 5	\$760.17	20140122	IMAD #64
FEDWIRE	10	02	BTR	NA	555555555	Institution 5	222222222	Institution 2	\$210.00	20150528	IMAD #25

3a) Management Dashboard Report: *Organization Dashboard* – Sample page 1 of 4

Query Search Criteria

Date Range From: 01/01/2014 To: 05/31/2015
 Transaction Value Range From: N/A To: N/A
 User John Smith
 Submission Date Today
 Number of Entries 66

Advanced Search

Sender ABA N/A
 Receiver ABA N/A
 IMAD Number N/A

A. Distribution over Time

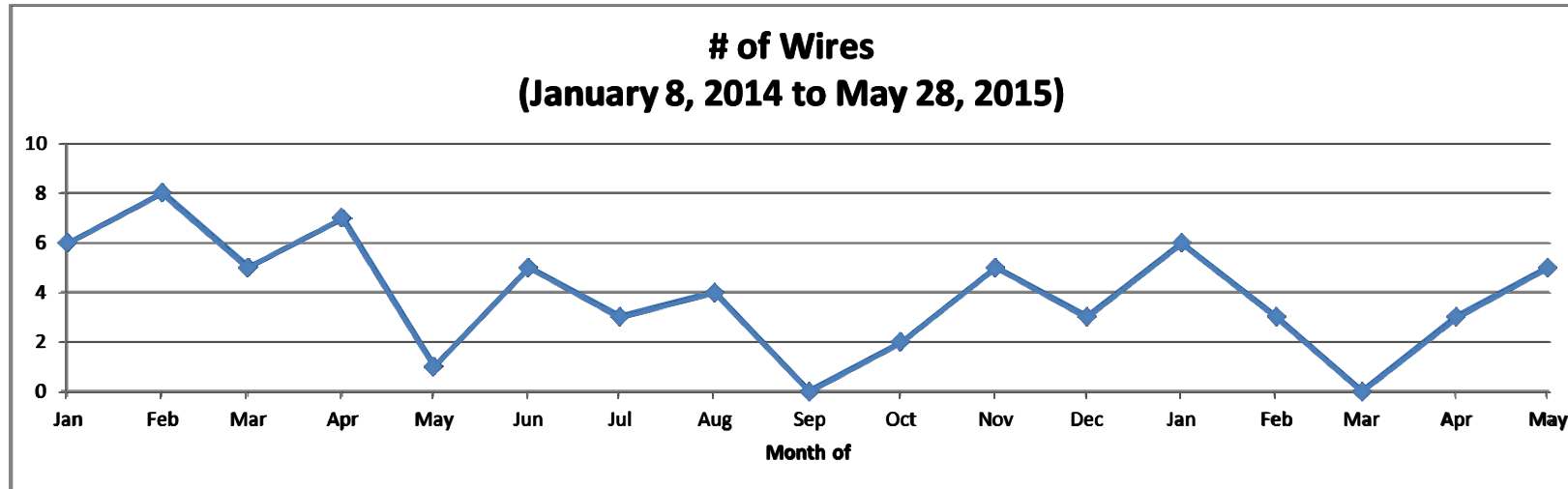


Chart Frequency
 Daily Weekly Monthly

Total # of Transactions 66
Total Value of Transactions \$10,631,030.70

3a) Management Dashboard Report: *Organization Dashboard* – Sample page 2 of 4

B. Top Transactions by Value and Volume

Top 5 Transactions

IMAD #	Value	Date
IMAD #26	\$3,966,056.50	8/11/2014
IMAD #47	\$1,664,296.00	1/20/2014
IMAD #48	\$814,940.39	5/8/2015
IMAD #34	\$763,556.20	11/17/2014
IMAD #35	\$752,480.96	4/23/2014

Top 10 Originators

By Value	Total Value
John Doe (222)	\$4,159,683.89
My Bank (1234)	\$2,271,123.95
Jane Doe (321)	\$1,521,254.86
Your Bank (456)	\$1,078,593.67
123 Company (5678)	\$1,076,484.16
XYZ CU (9876)	\$316,831.38
ABC Bank (1111)	\$207,058.79

By Volume	Total Volume
John Doe (222)	10
XYZ CU (9876)	10
ABC Bank (1111)	10
My Bank (1234)	9
Jane Doe (321)	9
Your Bank (456)	9
123 Company (5678)	9

Top 10 Receivers

By Value	Total Value
John Doe (222)	\$5,737,198.57
Jane Doe (321)	\$2,288,459.33
123 Company (5678)	\$995,131.77
My Bank (1234)	\$792,202.57
Your Bank (456)	\$417,661.78
ABC Bank (1111)	\$231,866.01
XYZ CU (9876)	\$168,510.67

By Volume	Total Volume
John Doe (222)	10
ABC Bank (1111)	10
XYZ CU (9876)	10
Jane Doe (321)	9
123 Company (5678)	9
My Bank (1234)	9
Your Bank (456)	9

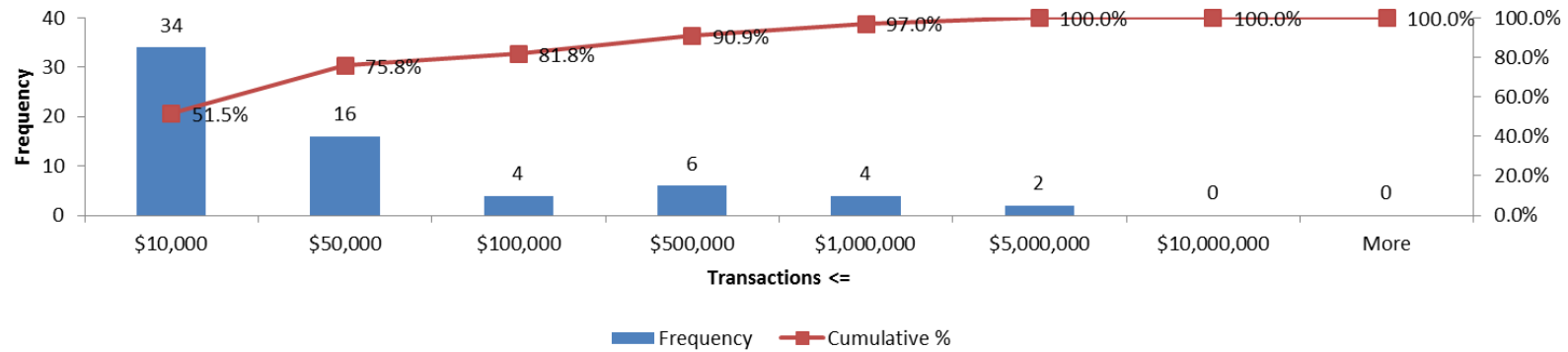
3a) Management Dashboard Report: *Organization Dashboard* – Sample page 3 of 4

C. Average Transactions

Frequency	Value	Volume
Daily	\$29,367.49	0
Weekly	\$145,630.56	1
Monthly	\$625,354.75	4

D. Top Percentile(s)

**Transactions by Amount
(January 8, 2014 to May 28, 2015)**



3a) Management Dashboard Report: *Organization Dashboard* – Sample page 4 of 4

E. Transactions by Business Function

Business Function	Total Value	Total Volume	Average Transaction
BTR: Bank Transfer (Beneficiary is a bank)	\$ 1,409,098	17	\$ 82,888
CKS: Check Same Day Settlement	\$ -	0	n/a
CTP*: Customer Transfer Plus (Beneficiary is not a bank)	\$ -	0	n/a
CTR*: Customer Transfer (Beneficiary is not a bank)	\$ 9,087,755	42	\$ 216,375
DEP: Deposit to Sender's Account	\$ -	0	n/a
DRB: Bank-to-bank Drawdown Request	\$ -	0	n/a
DRC: Customer or corporate Drawdown Request	\$ -	0	n/a
DRW: Drawdown Payment	\$ 130,658	6	\$ 21,776
FFR: Fed Funds Returned	\$ -	0	n/a
FFS: Fed Funds Sold	\$ -	0	n/a
SVC: Service Message	\$ 3,520	1	\$ 3,520
Other	\$ -	0	n/a
GRAND TOTAL	\$ 10,631,031	66	\$ 161,076

* (Note: Can also be used for Cover Payments)

	<u>Origination</u>	<u>Receipt</u>
# of Transactions Above Average	9	9
# of Transactions Below Average	57	57
# of Transactions 100% Above Average	7	7
# of Transactions 50% Below Average	52	52

Disclaimer: The reports generated by this service contain post-processing information from actual Fedwire® Funds Service transactions and should be handled accordingly by your institution. Your use of this service is subject to the terms and conditions in the appendix to Operating Circular 1 that relates to this service.

3b) Management Dashboard Report: *Customer Dashboard* – Sample page 1 of 4

NOTE: same summary data as for Organization Report except for one selected customer only

Select Customer Name:

<u>Query Search Criteria</u>		<u>Advanced Search</u>	
Date Range	From: 01/01/2014 To: 05/31/2015	Sender ABA	N/A
Transaction Value Range	From: N/A To: N/A	Receiver ABA	N/A
User	John Smith	IMAD Number	N/A
Submission Date	Today		
Number of Entries	18		

A. Distribution over Time

of Wires

(January 8, 2014 to May 28, 2015)

Month	# of Wires
Jan	1
Feb	2
Mar	4
Apr	1
May	1
Jun	3
Jul	0
Aug	0
Sep	0
Oct	0
Nov	3
Dec	0
Jan	2
Feb	1
Mar	0
Apr	0
May	0

Chart Frequency

 Daily Weekly Monthly

Total # of Transactions	18
Total Value of Transactions	\$2,071,615.93

3b) Management Dashboard Report: *Customer Dashboard*– Pages 2 of 4

Pages 2 through 4 show same data summaries as the Organization Report except for one selected customer only

3c) Management Dashboard Report: *Customer Activity Report*

Query Search Criteria

Date Range From: 01/01/2014 To: 05/31/2015
 Transaction Value R From: N/A To: N/A
 User John Smith
 Submission Date Today
 Number of Entries 66

Advanced Search

Sender ABA N/A
 Receiver ABA N/A
 IMAD Number N/A

Filter = All

Disclaimer: The reports generated by this service contain post-processing information from actual Fedwire® Funds Service transactions and should be handled accordingly by your institution. Your use of this service is subject to the terms and conditions in the appendix to Operating Circular 1 that relates to this service.

Customer ID	Customer Name	Source	Total Transaction Value	Total Transaction Volume	Average Transaction Value	# of Transactions Above Average	# of Transactions 100% Above Average
5678	123 Company	Originated	\$1,076,484.16	9	\$119,609.35	2	2
5678	123 Company	Received	\$995,131.77	9	\$110,570.20	2	1
1111	ABC Bank	Originated	\$207,058.79	10	\$20,705.88	2	1
1111	ABC Bank	Received	\$231,866.01	10	\$23,186.60	3	2
321	Jane Doe	Originated	\$1,521,254.86	9	\$169,028.32	2	2
321	Jane Doe	Received	\$2,288,459.33	9	\$254,273.26	3	3
222	John Doe	Originated	\$4,159,683.89	10	\$415,968.39	1	1
222	John Doe	Received	\$5,737,198.57	10	\$573,719.86	2	2
1234	My Bank	Originated	\$2,271,123.95	9	\$252,347.11	2	1
1234	My Bank	Received	\$792,202.57	9	\$88,022.51	3	2
9876	XYZ CU	Originated	\$316,831.38	10	\$31,683.14	2	1
9876	XYZ CU	Received	\$168,510.67	10	\$16,851.07	3	1
456	Your Bank	Originated	\$1,078,593.67	9	\$119,843.74	2	1
456	Your Bank	Received	\$417,661.78	9	\$46,406.86	2	1