

**Key Findings from the annual
Federal Reserve Financial Services (FRFS)
Financial Institution Risk
Officer Survey (2023)**

Table of Contents

About this surveyPage 3

Executive SummaryPage 3

Research FindingsPage 4

ResourcesPage 9

Other References Page 10

Respondent Profile Page 11

Detailed questions and available selections..... Page 11

About this survey

This annual survey was conducted by FRFS, a collaboration of the twelve Federal Reserve Banks, and went to senior risk experts at institutions using FRFS services. FRFS provides payment services to financial institutions, such as cash, check, ACH, funds transfer and instant payments. Accordingly, the research, statements and findings contained in this summary are not independent academic research. Readers should look at a variety of sources when assessing the potential insights at an industry level and at the level of their organizations and should not rely on any single source. The insights are more helpful when looking across multiple years. The sampling margin of error is +/- 6% at a 95% confidence level. FRFS provides a number of tools to support institutions in supplementing their internal tools to further help identify and/or mitigate payments risk.

Executive Summary

In 2023, like 2022, external fraud remained the top operational risk. Survey responders cited concerns with increased fraud with check, card and non-bank apps, as well as increasing mule activity. In 2023, more institutions reported increased risk in their profiles in the areas of financial, macroeconomic, synthetic ID, strategic and regulatory uncertainty. This study included questions associated with the FraudClassifierSM model so that survey results could help institutions better see how their fraud experience compares to industry peers. **See footnotes for detailed questions*

Research Findings

CHART 1

Largest year-over-year increase in financial institutions (FIs) experiencing losses were in check, followed by credit card. Year-over-year growth in attempted fraud in non-bank apps and credit card fraud were significant in 2023.

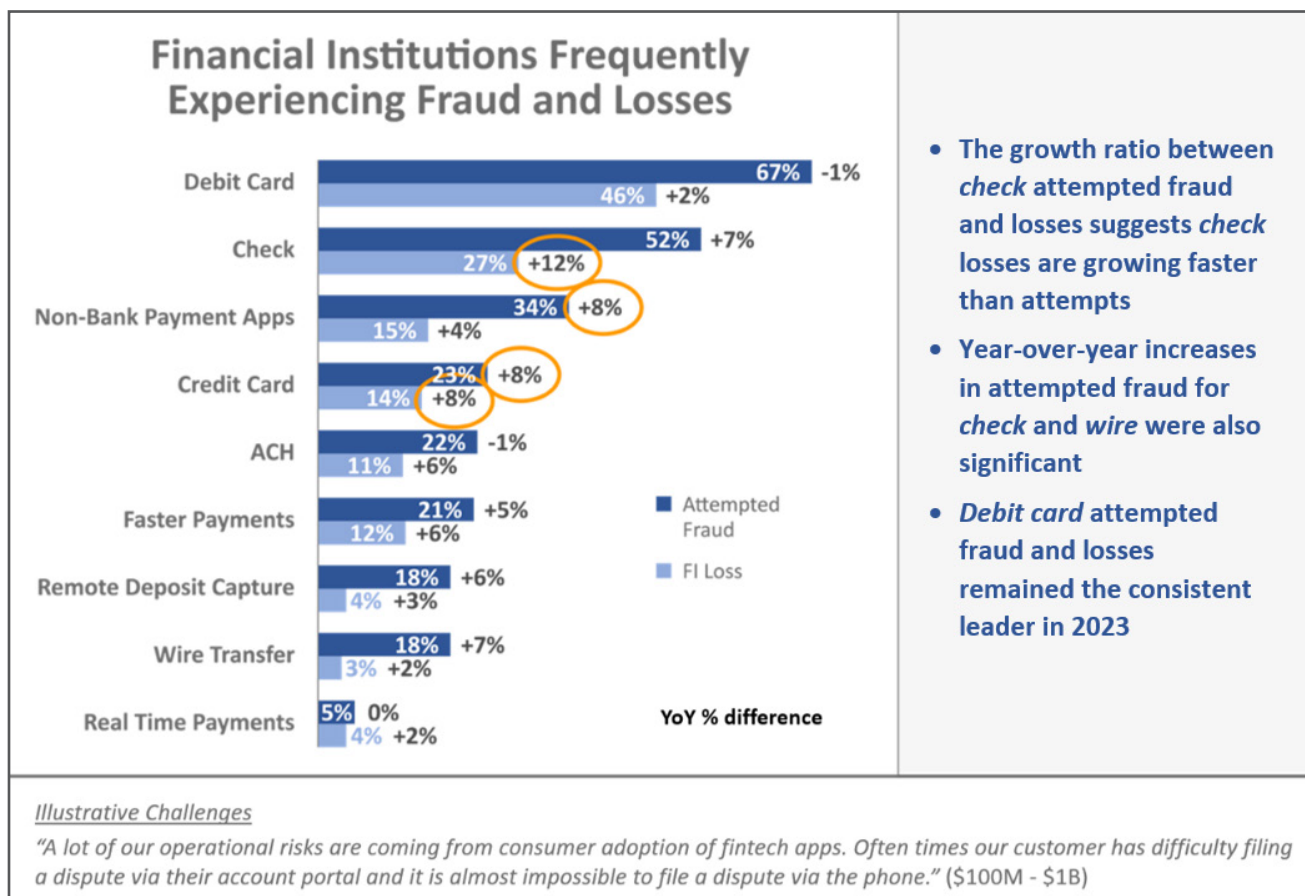


CHART 2

On average FIs estimate over two-thirds of their yearly fraud loss expenses occur in debit card and check, with check growing to near debit card levels.

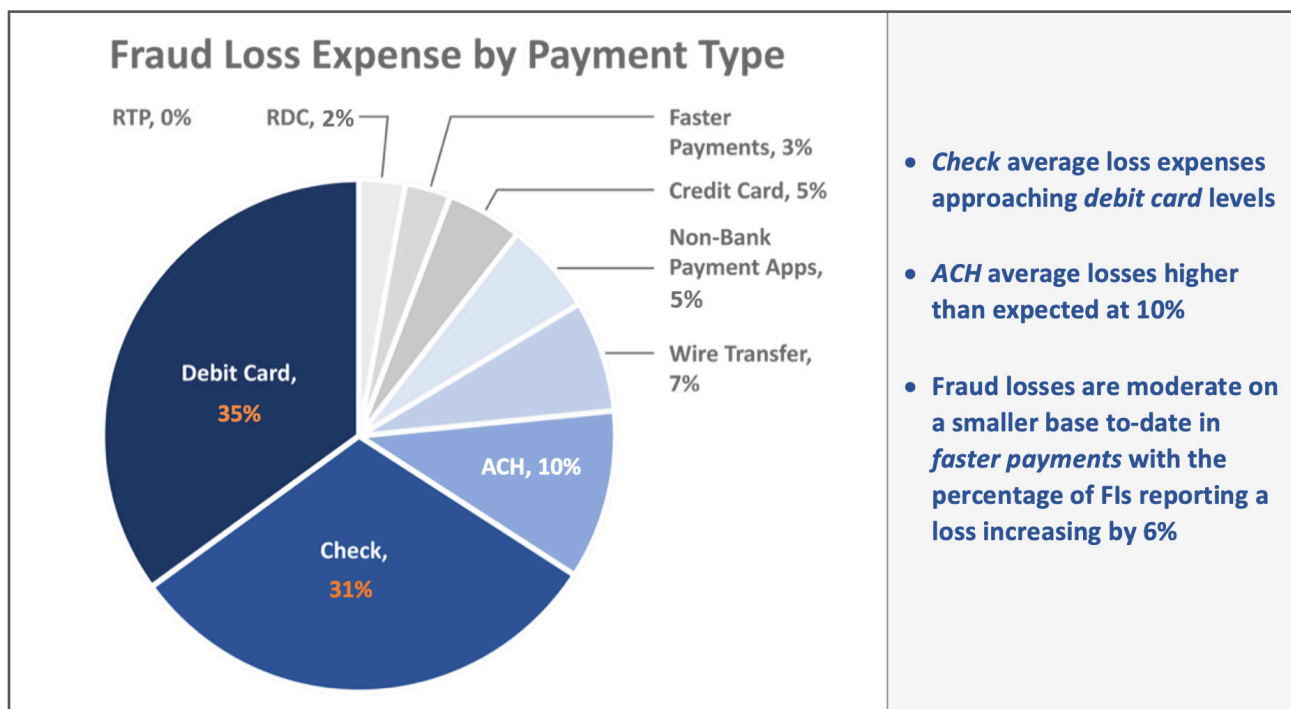


CHART 3

External fraud continues to be the top concern for risk leaders at FIs in 2023 while cybersecurity persists as number two.

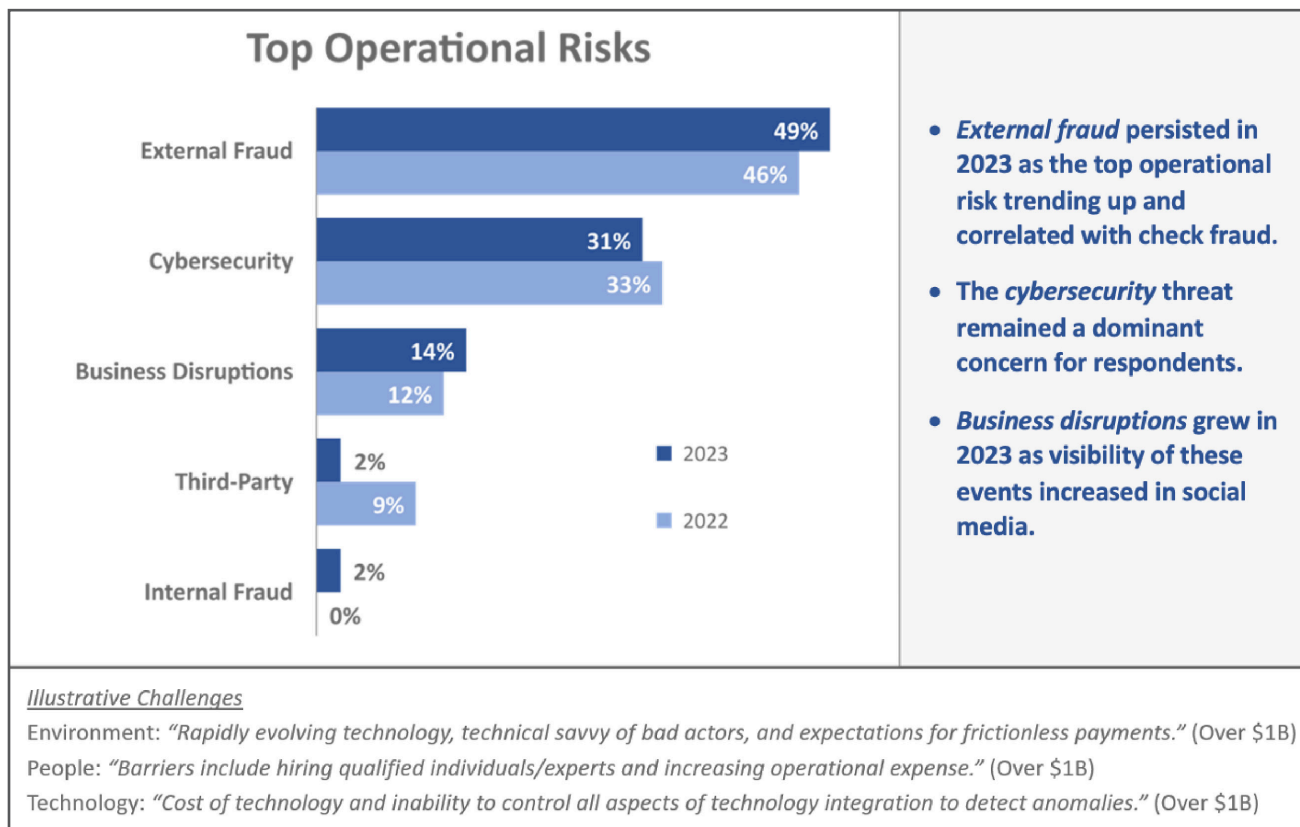


CHART 4

When asked about their payment system risk profiles, the most impactful categories were #1 strategic (e.g., competitive uncertainty and ability to keep up with new features and functionality), #2 cybersecurity and #3 regulatory uncertainty.

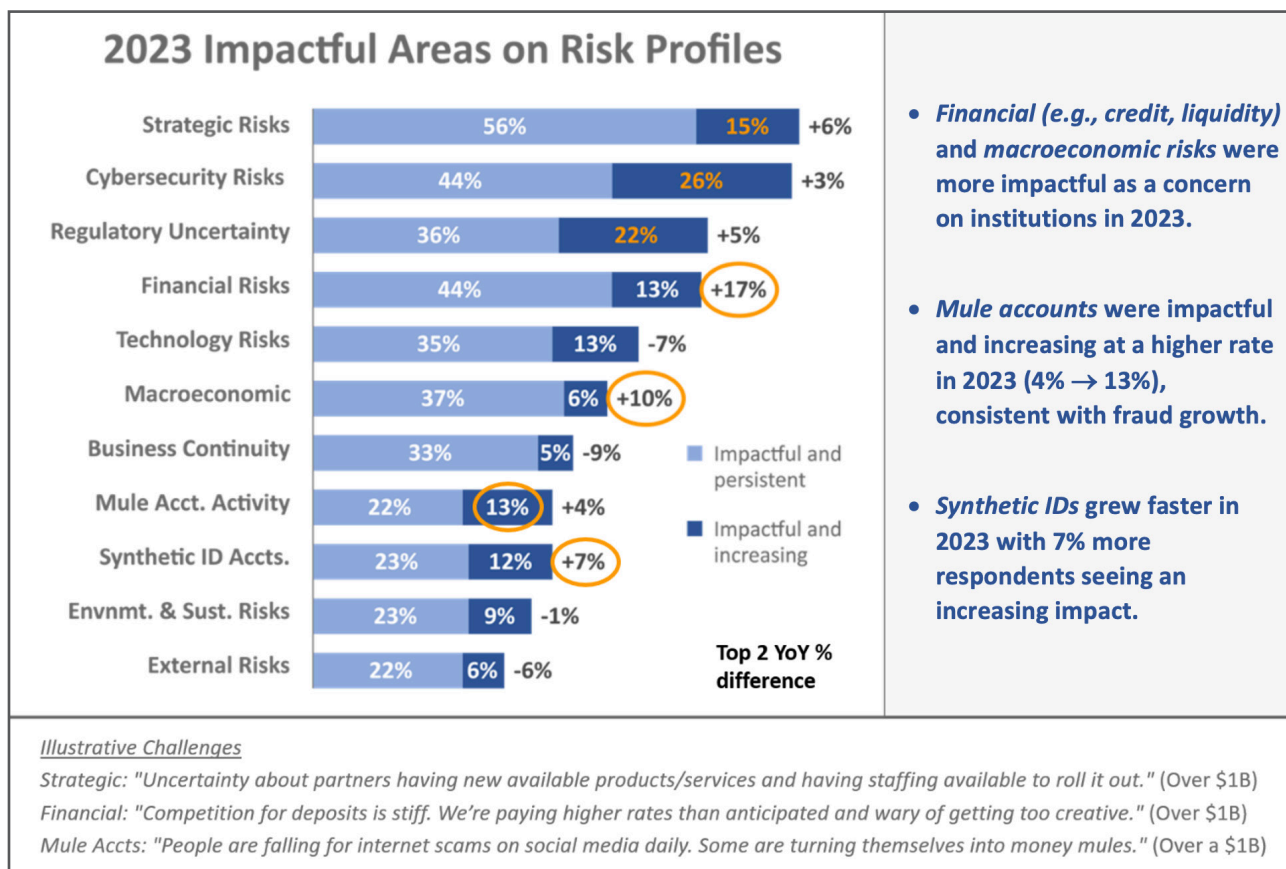
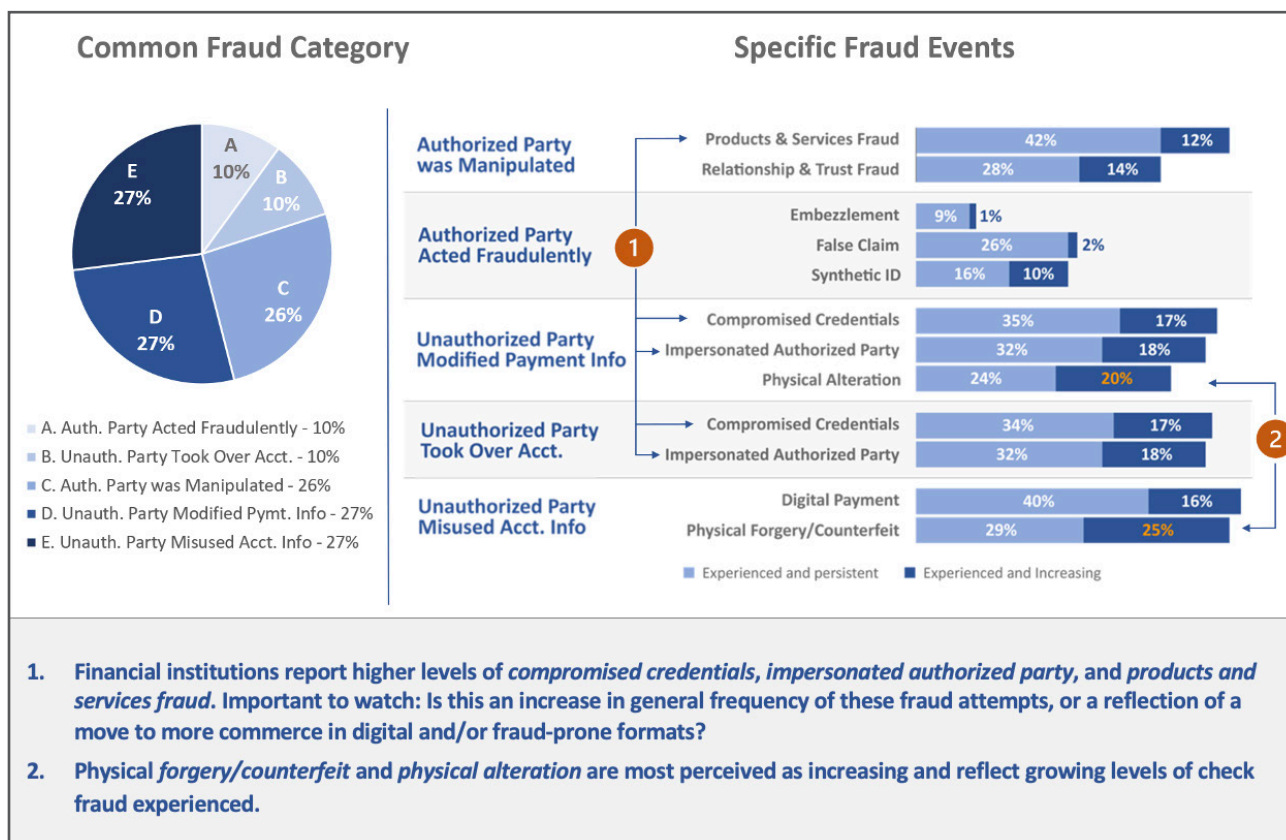


CHART 5A AND 5B

Respondents shared their experience with fraud through using the standardized FraudClassifierSM model*. When asked about their fraud experiences in the past 12 months, risk leaders reported the most pressure in check fraud-related events with digital fraud types coming in a close second.



Resources

Example FRFS Ancillary Risk Tools

- [Risk Management Toolbox \(frbservices.org®\)](https://frbservices.org/)
- Check: [FedDetect® Duplicate Treasury Check Notifier Service \(frbservices.org\)](https://frbservices.org/)
- Check: [Advanced Notice Return Report: FedPayments® Reporter Service for Check Services \(frbservices.org\)](https://frbservices.org/)
- ACH: [FedDetect Anomaly Notification \(frbservices.org\)](https://frbservices.org/)
- ACH: [FedPayments® Insights Service \(frbservices.org\)](https://frbservices.org/)
- ACH: [FedACH® Risk Management Services \(frbservices.org\)](https://frbservices.org/)
- Funds Transfer: [FedTransaction Analyzer® \(frbservices.org\)](https://frbservices.org/)
- Instant Payments: [The FedNow® Service: Evolving risk management to meet industry needs \(frbservices.org\)](https://frbservices.org/)
- Exception Resolution: [FedACH Exception Resolution Service \(frbservices.org\)](https://frbservices.org/)

Example Industry Collaboration

- [Federal Reserve announces FraudClassifier Model to help organizations classify fraud involving payments](#)
- [Federal Reserve System announces industry-recommended scams definition \(frbservices.org\)](https://frbservices.org/)
- [Sharing Information on Scams to Improve Fraud Mitigation - FedPayments Improvement](#)
- [Expanding the Synthetic Identity Fraud Mitigation Toolkit \(frbservices.org\)](https://frbservices.org/)

Other references

1. "FinCEN Alert on Nationwide Surge in Mail Theft-Related Check Fraud Schemes Targeting the U.S. Mail," Financial Crimes Enforcement Network, <https://www.fincen.gov/sites/default/files/shared/FinCEN%20Alert%20Mail%20Theft-Related%20Check%20Fraud%20FINAL%20508.pdf>
2. "2023 Global Ecommerce Payments and Fraud Report," Cybersource, <https://www.cybersource.com/content/dam/documents/campaign/fraud-report/global-fraud-report-2023-en.pdf>
3. "Digital Wallers Exhibit Highest Increase in Fraud Among All Payment Methods," PYMNTS, <https://www.pymnts.com/fraud-prevention/2023/digital-wallets-exhibit-highest-increase-in-fraud-among-all-payment-methods/>
4. "Quarterly Cloud Insights: Wire Fraud," Verafin, <https://verafin.com/wp-content/uploads/2023/06/cloud-insights-report-q2-2023-verafin-20230626.pdf>
5. "Why is check fraud suddenly rampant?" Federal Reserve Bank of Boston, <https://www.bostonfed.org/news-and-events/news/2023/08/check-fraud-rampant-mike-timoney-column-fraud-awareness-key-to-slowng-surge.aspx>
6. "Retail Payment Systems," FFIEC, <https://ithandbook.ffiec.gov/it-booklets/retail-payment-systems/retail-payment-systems-risk-management/operational-risk/>
7. "Mule Activity: Find the Mules and Stop the Fraud," Datos Insights, <https://datos-insights.com/reports/mule-activity-find-mules-and-stop-fraud/>
8. "Synthetic Identity Fraud Mitigation Toolkit," FedPayments Improvement, <https://fedpaymentsimprovement.org/synthetic-identity-fraud-mitigation-toolkit/>
9. "Advancing Synthetic Identity Fraud Mitigation with Technology, Data and Information Sharing," FedPayments Improvement, <https://fedpaymentsimprovement.org/news/blog/advancing-synthetic-identity-fraud-mitigation-with-technology-data-and-information-sharing/>
10. "Fighting Synthetic Identities: Further Collaboration with ACFE," FedPayments Improvement, <https://fedpaymentsimprovement.org/news/blog/fighting-synthetic-identities-further-collaboration-with-acfe/>
11. "Faster Payments Fraud Trends and Mitigation Opportunities," US Faster Payments Council, https://fasterpaymentscouncil.org/userfiles/2080/files/FPC%20Fraud%20Bulletin_01_01-24-2024_Final.pdf
12. "2021 Faster Payments Fraud Survey and Report," US Faster Payments Council, [https://fasterpaymentscouncil.org/userfiles/2080/files/2021%20Faster%20Payments%20Fraud%20Survey%20and%20Report_March%202022_FINAL\(1\).pdf](https://fasterpaymentscouncil.org/userfiles/2080/files/2021%20Faster%20Payments%20Fraud%20Survey%20and%20Report_March%202022_FINAL(1).pdf)

Respondent Profile (228 responses)

Bank	71%	Assets Over a Billion	70%
Credit Union	27%	Assets \$100M - \$1 Billion	18%
Service Provider	2%	Assets Under \$100M	6%
		Bankers Banks, Foreign Banks, and Service Providers	7%

Detailed questions and available selections*

1. For each of the following payment methods, how often have your organization and account holders (been subjected to attempted fraud/experienced actual losses from fraud) in the past 12 months? (*Available selections: Never, Rarely, Sometimes, Frequently, Do not know or not applicable*)
2. On estimate, what portion of your institution's payment fraud loss expenses have occurred with these payment methods in the past 12 months?
3. Please rank the top three operational risks your organization faces. (*Available selections: Third-party, Internal fraud, External fraud, Cybersecurity, Business disruption and systems failures, Other (please specify)*)
4. How would you rate the following trends in terms of current impact to your institution's payment risk profile? (*Available selections: Do not know or not applicable, No impact, Impactful but declining, Impactful and persistent, Impactful and increasing*)
- 5A. Please rank the following five types of payment fraud by frequency of occurrence in your institution over the past 12 months.
- 5B. How often have your institution and account holders experienced the following types of fraud events during the past 12 months? (*Available selections: Do not know or not applicable, Never, Experienced but declining, Experienced and persistent, Experienced and increasing*)

Do you have ideas, questions, or want to learn more?

Reach out to Robert.A.Williams@chi.frb.org.

©2024 Federal Reserve Banks. The Financial Services logo, "FedACH," "FraudClassifier," "FedDetect," "FedPayments," "FedTransaction Analyzer," "FedNow" and "FRBservices.org" are service marks of the Federal Reserve Banks. A list of marks related to financial services products that are offered to financial institutions by the Federal Reserve Banks is available at FRBservices.org.